


Level 3—Nine Patch Quilt Block


Construct one Nine Patch Quilt Block using two coordinating fabrics.

Cut three – $2\frac{1}{2}''$ x $6''$ from each of the fabrics.

Sew together along the $10''$ side as shown below. Press toward dark.

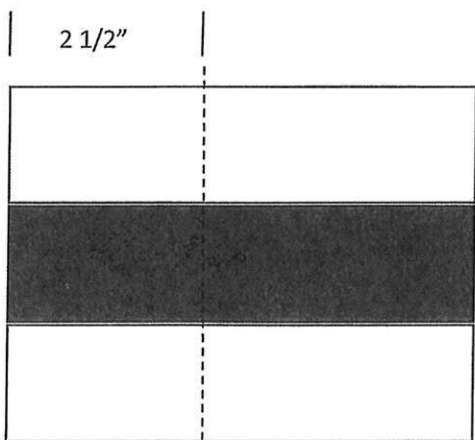


Make 1

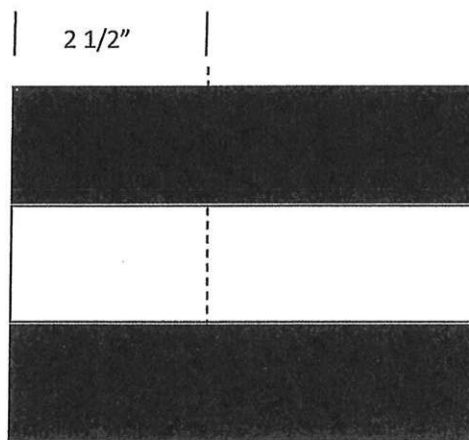


Make 1

Cut - $2\frac{1}{2}''$ strips.




Cut 1



Cut 2

Sew strips together to form Nine Patch Block. Press towards Left.



Finish size $6\frac{1}{2}''$ x $6\frac{1}{2}''$