

Introduction

Polk County Master Gardeners (PCMG) who volunteer at the Brunk House to build and tend raised no-till organic vegetable gardens, known as Lasagna or Sheet gardens, developed this comic book to help guide trainees and refresh the memories of the experienced master gardeners.

The comic book, which can also be colored in by those who remember things by color, is designed to inform children and adult gardeners about how to build a successful, sustainable, vegetable garden that is rooted in the concept of working with, encouraging, and supporting all the natural processes within the soil as well as above it which provide chemical balance among all the living elements.

So feel free to read the PDF, print it out, bring it to class at the Brunk House, and make it yours by coloring it if you feel like it.


Sherri Moran (Artist) and Carol Manka (Text) PCMG Brunk House Volunteers

We dedicate this book to Lee Ann Marsaglia. She introduced many Polk County Master Gardeners to the principles and practices of Lasagna Organic Gardening in the Historical Brunk House Gardens, which has enabled us to give thousands of pounds of fruit and vegetables to Oregon's Marion and Polk County Food Share.



BRUNK HOUSE FARM

POLK COUNTY HISTORICAL SOCIETY
and MASTER GARDENERS



HOW TO BUILD A COMFORTABLE LASAGNA GARDEN BED

STARRING:



FERT
L. LIZER



TILLEY
NAUGHT



DEE
COMPOSER



SEEDY
PLOT

- ALL SOIL SISTERS & BROTHERS -

ART:



SHERRI MORAN & HANNAH TERJESON



CONCEPT + TEXT:



CAROL MANKA *

SHERRI MORAN *
HANNAH TERJESON **
BRADY TERJESON **




PAUL MANKA *
PUBLICATIONS

*MASTER GARDENER
** MASTER GARDENER AT HEART
© 2009

THIS IS YOUR GOAL



LAYERED LASAGNA BED




BE CREATIVE—Use the organic material you have like apple mash, grass and garden clippings, non-meat and non-dairy kitchen scraps, coir (coconut husk fiber). Don't hurt the environment—don't use peat.

SPRING VACATION



FERT & DEE TAKE A BREAK FROM THE FARM

WHERE ARE
FERT AND DEE?



EVERYONE LOVES
THE MAIL SLUG!



-TELEGRAM-

Dear Fert & Dee- Please get your wormy bottoms back to Brunk House. Please hurry.
Love, Hannah, Carol & Sherri

P.S. The garden bed is getting too tall. We need you.

MEANWHILE BACK
AT BRUNK HOUSE



EEEK!




HEADING BACK



BACK AT BRUNK
HOUSE FARM



DO WE
HAVE TO
EAT ALL
THIS?









WE'LL
HELP YOU
REDO THE BED,
TILLEY AND
SEEDY!

THIS
IS WHAT
WE'LL
NEED:

PRUNER



HAT



GLOVES


TROWEL



BOOTS OR
OLD SHOES



SHOVEL



KNEELER

HOSE



WHEEL BARROW



WE'LL
NEED
THESE
MATERIALS:



WIRE FOR
CRITTER CONTROL



PLANTING
COMPOST



ORGANIC
MATERIAL

CARDBOARD
WITH TAPE
REMOVED



OLD STRAW
OR HAY




MUSHROOM
COMPOST


NEWSPRINT - NO
COLORS. COLORS
HARM WORMS.



TILLEY BEGINS TO MAKE THE BED



WHAT'S A WEED? DOES IT WEAR A LABEL?



NOT NECESSARILY SO. THIS IS A WEED.






THAT'S AN OLD PEPPER PLANT, NOT A WEED.

WE'LL ADD IT TO OUR LASAGNA BED FOR NUTRIENTS.





PEOPLE NEED NUTRIENTS!


DON'T PLANTS JUST NEED DIRT?



PLANTS NEED NUTRIENTS LIKE NITROGEN, POTASSIUM, AND PHOSPHORUS, PLUS WATER AND SUN TO GROW.





WE ADD A
LAYER OF
NEWSPAPER TO
KEEP WEEDS
FROM GROWING!





I'LL GET
THE HOSE SO
WE CAN WET
THE PAPER
DOWN.










NO, SEEDY PLOT HAS
MIXED ORGANIC COMPOST
AND MUSHROOM COMPOST.
WE ADD THAT NEXT.













SPRING

HOORAY,
IT'S READY FOR
US TO PLANT
LOTS OF VEGGIES!







Brunk House Gardens (Fert and Dee's Home.
Lasagna No Till Gardening used here.)